


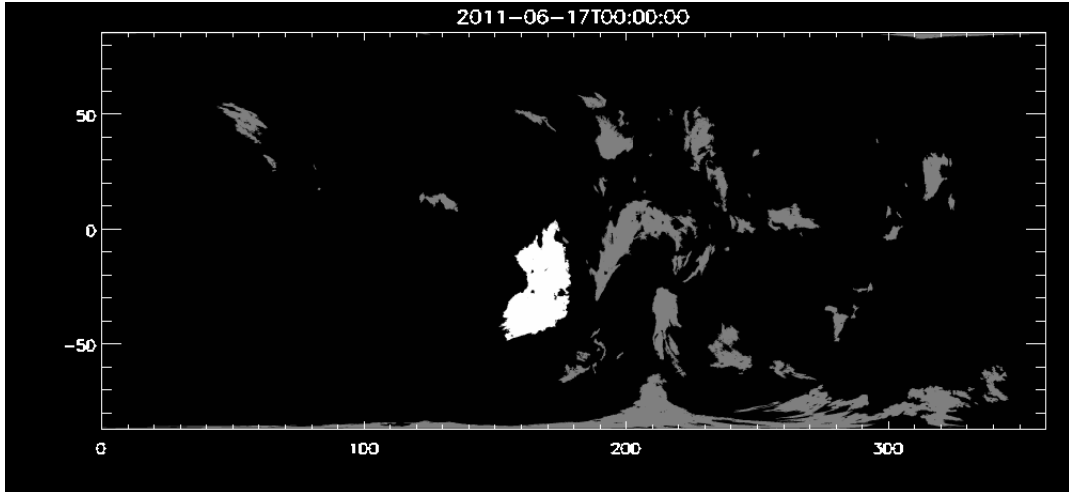
REU: Week Eight



David Stauffer


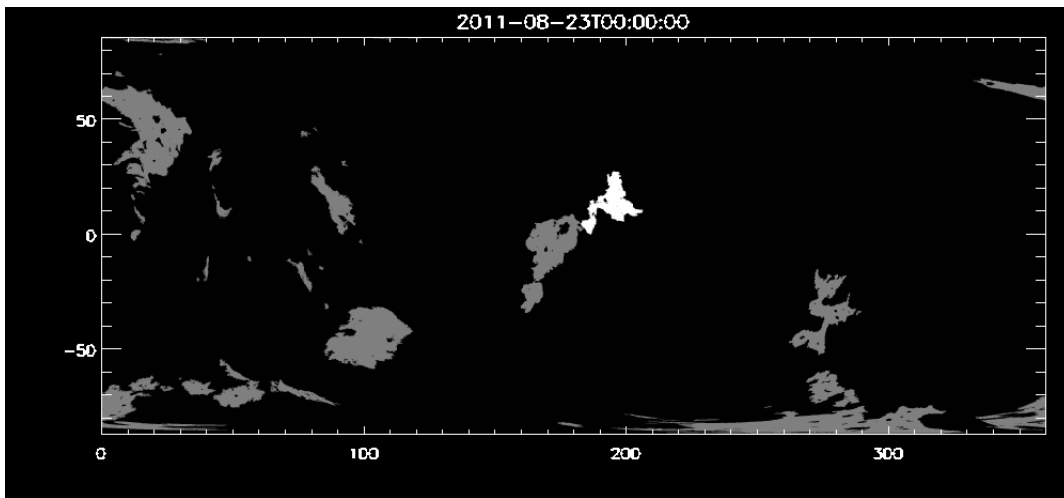
July 25, 2013

This week's summary will be in the form of an analysis on the second hole I've analyzed over the time 2011.6.17-2011.8.23. There are also videos of corrected daily synoptic hmi frames and the hole being tracked on the website.

In an attempt to verify coronal hole boundaries detected by our program, I've used pfss viewer to trace open field lines. The results are inconclusive at best. Below are frames from the detection program followed by the corresponding pfss_viewer image:







The resulting flux plots appear as follows:

