

Space Weather Highlights
01 July - 07 July 2024

SWPC PRF 2549
08 July 2024

Highlights text not in the database.

Space Weather Outlook
08 July - 03 August 2024

Outlooks text not in the database.



Daily Solar Data

Date	Radio Flux 10.7cm	Sun spot No.	Sunspot Area (10 ⁻⁶ hemi.)	X-ray Background Flux	Flares							
					X-ray			Optical				
					C	M	X	S	1	2	3	4
01 July	171	192	880	C1.2	8	1	0	12	1	0	0	0
02 July	164	192	690	C1.1	11	0	0	1	0	0	0	0
03 July	167	182	670	C1.2	6	1	0	7	2	0	0	0
04 July	173	113	730	C1.4	6	2	0	5	0	0	0	0
05 July	166	111	990	C1.6	9	0	0	4	0	0	0	0
06 July	166	132	870	C1.8	6	1	0	14	0	0	0	0
07 July	171	119	650	C2.8	8	4	0	18	0	0	0	0

Daily Particle Data

Date	Proton Fluence (protons/cm ² -day -sr)		Electron Fluence (electrons/cm ² -day -sr)
	>1 MeV	>10 MeV	>2MeV
	01 July	1.6e+05	1.8e+04
02 July	9.9e+04	1.9e+04	1.8e+07
03 July	1.9e+05	2.0e+04	3.8e+07
04 July	3.9e+05	1.9e+04	9.6e+06
05 July	1.9e+05	1.8e+04	1.6e+06
06 July	1.2e+05	1.8e+04	2.2e+06
07 July	1.4e+05	1.8e+04	2.1e+06

Daily Geomagnetic Data

Date	Middle Latitude Fredericksburg		High Latitude College		Estimated Planetary	
	A	K-indices	A	K-indices	A	K-indices
	01 July	5	1-1-2-2-2-2-1-1	14	2-3-4-4-3-3-1-1	6
02 July	6	1-2-1-2-3-1-1-2	4	2-2-1-0-2-0-1-1	5	1-2-1-1-2-1-1-1
03 July	6	1-1-2-2-2-2-2-2	3	2-2-1-0-1-0-1-1	5	2-1-2-1-1-1-1-2
04 July	10	2-3-2-2-2-2-3-3	15	2-2-2-1-4-5-3-1	10	2-2-2-1-2-3-3-3
05 July	10	3-3-2-3-3-2-1-1	7	2-3-2-2-2-1-1-1	8	2-3-2-2-3-2-1-1
06 July	4	1-1-1-1-2-1-1-1	2	1-1-1-0-0-0-1-1	3	1-1-1-1-1-1-0-1
07 July	7	2-1-2-1-2-2-2-3	5	2-2-2-0-1-1-2-2	7	2-2-2-1-2-1-3-3

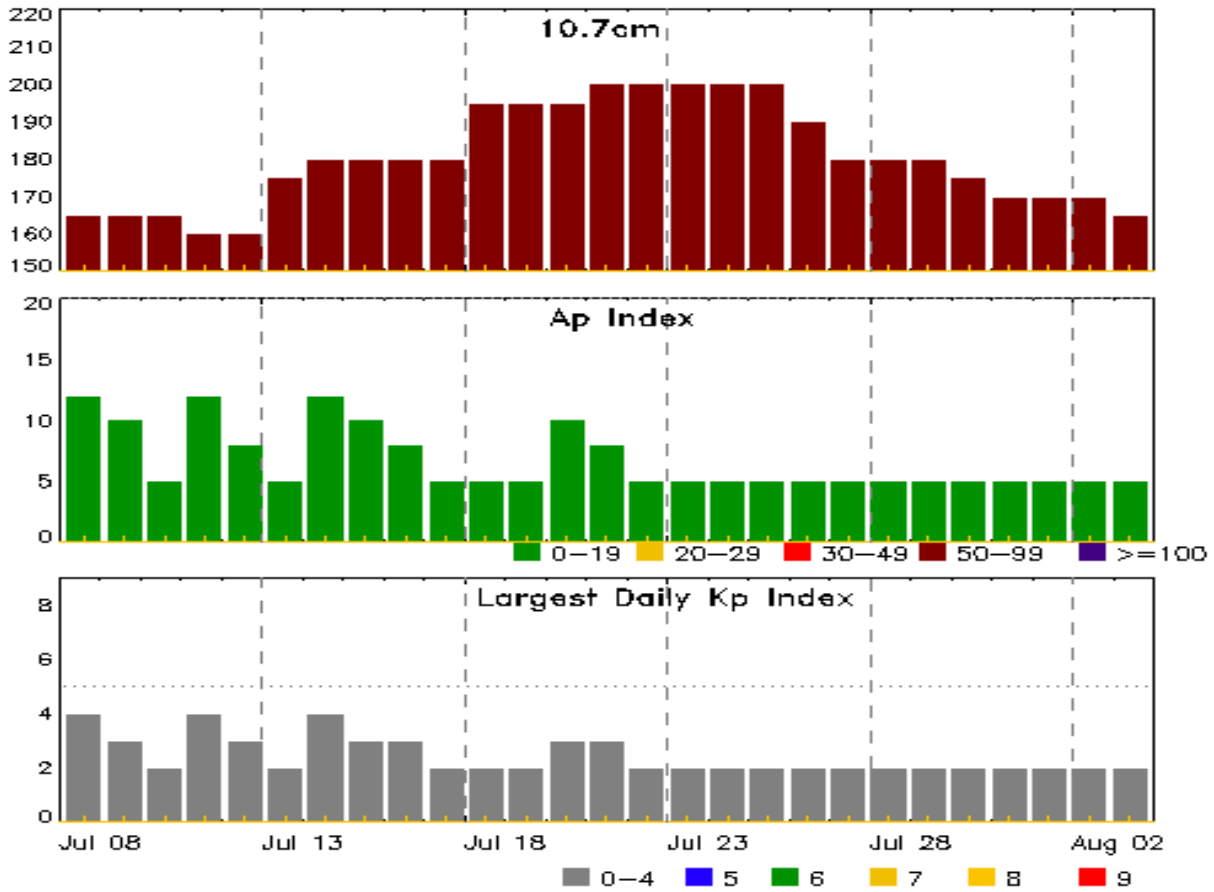


Alerts and Warnings Issued

Date & Time of Issue UTC	Type of Alert or Warning	Date & Time of Event UTC
01 Jul 1826	WATCH: Geomagnetic Storm Category G1 predicted	
03 Jul 0903	ALERT: Type II Radio Emission	03/0742
03 Jul 1859	ALERT: Electron 2MeV Integral Flux \geq 1000pfu	03/1840
04 Jul 1528	ALERT: Type II Radio Emission	04/1427
04 Jul 2030	ALERT: Type II Radio Emission	04/2007



Twenty-seven Day Outlook



Date	Radio Flux 10.7cm	Planetary A Index	Largest Kp Index	Date	Radio Flux 10.7cm	Planetary A Index	Largest Kp Index
08 Jul	165	12	4	22 Jul	200	5	2
09	165	10	3	23	200	5	2
10	165	5	2	24	200	5	2
11	160	12	4	25	200	5	2
12	160	8	3	26	190	5	2
13	175	5	2	27	180	5	2
14	180	12	4	28	180	5	2
15	180	10	3	29	180	5	2
16	180	8	3	30	175	5	2
17	180	5	2	31	170	5	2
18	195	5	2	01 Aug	170	5	2
19	195	5	2	02	170	5	2
20	195	10	3	03	165	5	2
21	200	8	3				




Energetic Events

Date	Time			X-ray	Optical Information			Peak		Sweep Freq	
	Begin	Half		Class	Imp/ Brtns	Location Lat CMD	Rgn #	Radio Flux		Intensity	
		Max	Max					245	2695	II	IV
01 Jul	1051	1102	1107	M2.1	0.008	1N	S19W38	3730			
03 Jul	0729	0741	0755	M1.5	0.013	1F	S03W10	3729			3
04 Jul	1406	1425	1443	M1.0	0.016	SF	S20W73	3723			2
04 Jul	1954	2005	2013	M1.4	0.010			3730			1
06 Jul	2252	2315	2335	M1.0	0.024			3738			
07 Jul	1938	1956	2010	M1.0	0.014						
07 Jul	2114	2127	2142	M1.3	0.004						
07 Jul	2142	2151	2154	M1.1	0.012						
07 Jul	2154	2159	2204	M1.4	0.009						

Flare List

Date	Time			X-ray Class	Imp/ Brtns	Location Lat CMD	Rgn #
	Begin	Max	End				
01 Jul	0306	0316	0342	C2.1			3729
01 Jul	0444	0449	0456		SF	S03E11	3729
01 Jul	0822	0829	0836		SF	S19W37	3730
01 Jul	0842	0847	0848		SF	S19W37	3730
01 Jul	0937	0941	0948		SF	S19W37	3730
01 Jul	0952	0954	1008		SF	S19W37	3730
01 Jul	1010	1010	1018		SF	S19W37	3730
01 Jul	1051	1102	1107	M2.1	1N	S19W38	3730
01 Jul	1105	1107	1119		SF	S06W12	3730
01 Jul	1132	1142	1155	C2.8	SF	S05E07	3729
01 Jul	1221	1226	1230		SF	S03E06	3729
01 Jul	1330	1330	1336		SF	S03E05	3729
01 Jul	1338	1338	1354		SF	S18W40	3730
01 Jul	1525	1528	1534	C2.1	SF	S03E07	3729
01 Jul	1750	1757	1804	C2.0			3720
01 Jul	2130	2138	2145	C1.9			
01 Jul	2145	2155	2200	C2.1			
01 Jul	2200	2207	2211	C2.2			
01 Jul	2227	2233	2239	C3.6			
02 Jul	0036	0045	0054	C1.7			
02 Jul	0133	0143	0151	C2.1			
02 Jul	0252	0300	0314	C2.1			3729




Flare List

Date	Time			X-ray Class	Optical		Rgn #
	Begin	Max	End		Imp/ Brtns	Location Lat CMD	
02 Jul	0811	0817	0821	C2.0			3729
02 Jul	0821	0826	0830	C2.5			3729
02 Jul	0902	0910	0916	C2.6	SF	S03W07	3729
02 Jul	1117	1123	1137	C1.9			3729
02 Jul	1137	1141	1153	C1.9			
02 Jul	1554	1601	1615	C1.6			3729
02 Jul	2020	2030	2045	C1.7			3729
02 Jul	2045	2057	2109	C4.7			3730
03 Jul	0321	0332	0343	C2.5			3729
03 Jul	B0427	U0452	A0541		SF	S03W10	3729
03 Jul	B0452	U0501	A0524		SF	S19W62	3730
03 Jul	B0706	U0707	A0708		SF	S03W10	3729
03 Jul	0729	0741	0755	M1.5			3729
03 Jul	0736	0737	0806		1N	S20W62	3730
03 Jul	0745	0750	0828		1F	S03W10	3729
03 Jul	0801	0802	0826		SF	N10E27	3734
03 Jul	0900	0901	0903		SF	S05W13	3729
03 Jul	0938	0946	1009	C2.2			3736
03 Jul	1009	1012	1016	C1.8			3736
03 Jul	1052	1101	1109	C2.5	SF	S20W66	3730
03 Jul	1201	1213	1222	C2.5	SF	S05W16	3729
03 Jul	1918	1926	1937	C2.5			3729
04 Jul	0802	0808	0818	C3.2			3729
04 Jul	1221	1241	1254	C4.2			3730
04 Jul	1300	1307	1318	C4.5			3733
04 Jul	1406	1425	1443	M1.0	SF	S20W73	3723
04 Jul	1558	1600	1617		SF	N00W44	3729
04 Jul	1644	1703	A1807		SF	N04W39	3733
04 Jul	1737	1747	1754	C3.5			3733
04 Jul	1742	1742	1754		SF	S00W34	3729
04 Jul	1754	1758	1802	C3.5			3737
04 Jul	1954	2005	2013	M1.4			3730
04 Jul	B2045	2113	2150		SF	N05W41	3733
04 Jul	2139	2147	2210	C3.4			3737
05 Jul	0003	0009	0017	C2.5			3737
05 Jul	0514	0518	0523	C6.1			3729
05 Jul	0516	0517	0521		SF	S03W51	3729
05 Jul	0612	0619	0628	C2.3			3721



Flare List

Date	Time			X-ray Class	Optical		Rgn #
	Begin	Max	End		Imp/ Brtns	Location Lat CMD	
05 Jul	1506	1513	1517	C4.1			3737
05 Jul	1617	1617	1620		SF	S05W16	3729
05 Jul	1636	1637	1640		SF	S05W16	3729
05 Jul	1847	1903	1918	C9.4			
05 Jul	2003	2010	2015	C8.6	SN	S03W60	3729
05 Jul	2110	2116	2124	C5.5			3737
05 Jul	2239	2254	2309	C5.0			3737
05 Jul	2340	2356	0007	C7.7			3737
06 Jul	0041	0047	0059		SF	S02W59	3729
06 Jul	0255	0255	0256		SF	S14E75	3738
06 Jul	0516	0517	0519		SF	S12E71	3738
06 Jul	0545	0549	0618		SF	S09E68	3738
06 Jul	0844	0851	0859	C3.8			
06 Jul	0915	0946	1018	C6.7			
06 Jul	1018	1021	1025	C6.1			3729
06 Jul	1115	1120	1122		SF	S05W66	3729
06 Jul	1305	1310	1315	C3.6	SF	S08E64	3738
06 Jul	1333	1334	1340		SF	N04W64	3733
06 Jul	1525	1526	1529		SF	N04W66	3733
06 Jul	1654	1659	1703		SF	S09E61	3738
06 Jul	1711	1730	1744		SF	S09E62	3738
06 Jul	1757	1819	1821		SF	S07E52	3738
06 Jul	1822	1834	1848		SF	S09E57	3738
06 Jul	1851	1858	1902	C3.8	SF	S09E59	3738
06 Jul	2001	2001	2007		SF	S08E58	3738
06 Jul	2252	2315	2335	M1.0			3738
06 Jul	2335	2342	2347	C9.4			3738
07 Jul	0156	0159	0203	C7.2			3729
07 Jul	0219	0229	0239	C3.8			3738
07 Jul	0239	0248	0252	C4.9			3738
07 Jul	0451	0520	0626	C8.2	SF	S09E55	3738
07 Jul	0639	0652	0653		SF	S09E55	3738
07 Jul	0700	0705	0712	C4.7	SF	S09E55	3738
07 Jul	0936	0939	0942		SF	S09E55	3738
07 Jul	0949	0950	0953		SF	S09E55	3738
07 Jul	B1039	U1039	A1042		SF	S09E55	3738
07 Jul	B1115	U1115	A1118		SF	S10E51	3738
07 Jul	1125	1126	1128		SF	S10E51	3738



Flare List

Date	Time			Optical			
	Begin	Max	End	X-ray Class	Imp/Brtns	Location Lat CMD	Rgn #
07 Jul	1301	1325	1350		SF	S09E50	3738
07 Jul	B1406	U1408	A1432		SF	S09E51	3738
07 Jul	1457	1507	1525	C4.5	SF	S09E48	3738
07 Jul	1543	1545	A1547	C4.5	SF	S10E50	3738
07 Jul	1610	1613	1616		SF	S10E49	3738
07 Jul	1622	1622	1625		SF	S09E50	3738
07 Jul	1646	1647	1650		SF	S09E49	3738
07 Jul	1736	1749	1759	C5.4	SF	S09E47	3738
07 Jul	1828	1829	1837		SF	S09E46	3738
07 Jul	1938	1956	2010	M1.0			
07 Jul	2114	2127	2142	M1.3			
07 Jul	2142	2151	2154	M1.1			
07 Jul	2154	2159	2204	M1.4			
07 Jul	2315	2321	2357		SF	S09E44	3738



Region Summary

Date	Location		Sunspot Characteristics				Flares																
	Lat CMD	Helio Lon	Area 10 ⁶ hemi.	Extent (helio)	Spot Class	Spot Count	Mag Class	X-ray			Optical												
								C	M	X	S	1	2	3	4								
Region 3719																							
19 Jun	S12E68	63	20	3	Cro	7	B																
20 Jun	S13E55	63	70	8	Dao	6	B	3	2			3	2										
21 Jun	S13E41	64	90	8	Dao	5	B																
22 Jun	S14E24	67	150	9	Dso	10	B																
23 Jun	S15E11	67	230	10	Dao	14	B	1				3											
24 Jun	S14E02	63	250	9	Cki	14	B					1											
25 Jun	S14W12	64	150	10	Dso	13	B					1											
26 Jun	S15W25	63	170	8	Cso	7	B																
27 Jun	S15W39	64	140	4	Cso	3	B	1				1											
28 Jun	S16W55	67	240	4	Cso	3	B																
29 Jun	S16W69	68	240	4	Cso	4	B																
30 Jun	S16W81	67	220	4	Cso	2	B																
01 Jul	S17W94	66	90	2	Hax	1	A																
								5	2	0	9	2	0	0	0								

Crossed West Limb.

Absolute heliographic longitude: 63

Region 3720																							
19 Jun	S04E77	54	30	3	Dao	5	B																
20 Jun	S05E62	55	60	9	Dao	5	B																
21 Jun	S05E49	56	80	4	Cao	8	B	2				3											
22 Jun	S05E36	55	120	8	Dai	13	B	1	1			11	2										
23 Jun	S05E23	55	140	9	Dai	13	B	1															
24 Jun	S06E11	54	150	8	Dai	15	BG	1	1			4	2										
25 Jun	S06W03	55	130	8	Dai	15	BG					1											
26 Jun	S06W16	54	130	8	Dai	18	B																
27 Jun	S06W30	55	90	8	Dao	6	B																
28 Jun	S05W43	55	80	8	Dao	5	B																
29 Jun	S05W56	55	30	8	Cro	3	B																
30 Jun	S05W67	53	30	4	Bxo	3	B																
01 Jul	S05W82	54	plage									1											
								6	2	0	19	4	0	0	0								

Crossed West Limb.

Absolute heliographic longitude: 55



Region Summary - continued

Date	Location		Sunspot Characteristics					Flares															
	Lat CMD	Helio Lon	Area 10 ⁶ hemi.	Extent (helio)	Spot Class	Spot Count	Mag Class	X-ray			Optical												
								C	M	X	S	1	2	3	4								
Region 3721																							
21 Jun	N27E59	46	20	1	Hsx	1	A																
22 Jun	N26E59	32	90	1	Hsx	1	A																
23 Jun	N26E50	28	100	3	Hsx	1	A	1															
24 Jun	N25E38	26	100	4	Hax	1	A																
25 Jun	N25E24	28	100	3	Hax	2	A					1											
26 Jun	N25E11	27	100	3	Hax	2	A																
27 Jun	N25W02	27	90	3	Hax	2	A																
28 Jun	N26W15	27	110	3	Hax	3	A																
29 Jun	N26W28	27	90	3	Hax	3	A																
30 Jun	N26W41	27	60	2	Hax	3	A																
01 Jul	N26W55	27	60	2	Hax	2	A																
02 Jul	N26W67	26	20	2	Hax	2	A																
03 Jul	N26W82	27	plage																				
04 Jul	N26W96	29	plage																				
								1	0	0	1	0	0	0	0	0							

Crossed West Limb.
Absolute heliographic longitude: 27

Region 3722																							
21 Jun	S09E59	162	30	3	Dso	2	B																
22 Jun	S13E62	29	110	4	Dso	2	B	1															
23 Jun	S14E50	28	60	3	Hsx	1	A	1															
24 Jun	S12E34	29	50	2	Hsx	1	A																
25 Jun	S12E22	30	50	2	Hsx	1	A																
26 Jun	S12E09	29	60	2	Hsx	1	A																
27 Jun	S12W05	30	60	2	Hsx	1	A																
28 Jun	S11W17	29	90	2	Hsx	1	A																
29 Jun	S11W30	29	90	2	Hsx	1	A																
30 Jun	S11W43	29	80	2	Hsx	1	A																
01 Jul	S12W57	29	70	2	Hsx	1	A																
02 Jul	S12W70	29	60	2	Hsx	1	A																
03 Jul	S11W82	28	40	2	Hsx	1	A																
								2	0	0	0	0	0	0	0	0							

Crossed West Limb.
Absolute heliographic longitude: 30



Region Summary - continued

Date	Location		Sunspot Characteristics				Flares										
	Lat CMD	Lon	Helio 10 ⁶ hemi.	Area	Extent (helio)	Spot Class	Spot Count	Mag Class	X-ray			Optical					
									C	M	X	S	1	2	3	4	
Region 3723																	
23 Jun	S18E67		11	150	8	Dao	5	B	1	1		1	1				
24 Jun	S19E54		11	180	9	Dso	7	B	1			2					
25 Jun	S19E44		8	210	17	Fai	12	BGD	2	1		4					
26 Jun	S19E30		8	170	17	Fai	7	BGD	1			2					
27 Jun	S19E21		6	110	9	Dao	10	BG	5			1					
28 Jun	S20E07		5	50	6	Cro	6	B	1			5					
29 Jun	S20W07		6	20	4	Bxo	4	B									
30 Jun	S20W21		7	10	1	Bxo	2	B	1								
01 Jul	S20W33		7	plage													
02 Jul	S20W47		6	plage													
03 Jul	S18W61		7	plage													
04 Jul	S18W75		8	plage						1		1					
05 Jul	S18W89		8	plage													
									12	3	0	16	1	0	0	0	0

Crossed West Limb.
Absolute heliographic longitude: 5

Region 3724																	
23 Jun	S11E48		30	60	3	Hsx	1	A									
24 Jun	S14E35		28	50	2	Hsx	1	A									
25 Jun	S14E22		30	50	2	Hsx	1	A				1					
26 Jun	S14E08		30	50	2	Hsx	1	A				1					
27 Jun	S14W04		29	50	2	Hsx	1	A									
28 Jun	S14W17		29	80	2	Hsx	1	A									
29 Jun	S15W30		29	80	2	Hsx	1	A									
30 Jun	S15W43		29	60	1	Hsx	1	A	1			1					
01 Jul	S16W56		28	60	2	Hsx	1	A									
02 Jul	S16W70		29	50	2	Hsx	1	A									
03 Jul	S15W83		29	30	2	Hsx	1	A									
									1	0	0	3	0	0	0	0	0

Crossed West Limb.
Absolute heliographic longitude: 29



Region Summary - continued

Date	Location		Sunspot Characteristics					Flares							
	Lat	CMD	Helio Lon	Area 10 ⁶ hemi.	Extent (helio)	Spot Class	Spot Count	Mag Class	X-ray			Optical			
									C	M	X	S	1	2	3

Region 3725

23 Jun	N18E41	37	90	5	Dai	4	BD										
24 Jun	N18E27	38	plage														
25 Jun	N18E13	39	plage														
26 Jun	N18W01	39	plage														
27 Jun	N18W15	40	plage														
28 Jun	N18W29	41	plage														
29 Jun	N18W43	42	plage														
30 Jun	N18W57	43	plage														
01 Jul	N18W71	43	plage														
02 Jul	N18W85	44	plage														
									0	0	0	0	0	0	0	0	0

Crossed West Limb.
 Absolute heliographic longitude: 39

Region 3726

23 Jun	S02E57	57	30	3	Cao	6	B										
24 Jun	S04E51	13	0	6	Bxo	2	B										
25 Jun	S04E35	17	plage														
26 Jun	S04E20	18	plage														
27 Jun	S04E05	20	plage														
28 Jun	S04W10	22	plage														
29 Jun	S04W25	24	plage														
30 Jun	S04W40	26	plage														
01 Jul	S04W55	27	plage														
02 Jul	S04W70	29	plage														
03 Jul	S04W85	31	plage														
									0	0	0	0	0	0	0	0	0

Crossed West Limb.
 Absolute heliographic longitude: 20




Region Summary - continued

Date	Location		Sunspot Characteristics					Flares															
	Lat CMD	Helio Lon	Area 10 ⁶ hemi.	Extent (helio)	Spot Class	Spot Count	Mag Class	X-ray			Optical												
								C	M	X	S	1	2	3	4								
Region 3727																							
25 Jun	S18E59	353	80	2	Hsx	1	A	1															
26 Jun	S18E46	352	100	3	Cso	3	B	1															
27 Jun	S18E32	353	110	5	Cso	7	B	2				1											
28 Jun	S18E20	352	230	4	Hsx	2	A	1				2											
29 Jun	S18E09	350	220	5	Cso	6	B																
30 Jun	S19W02	348	220	6	Cao	5	B	1				1											
01 Jul	S18W19	351	130	6	Cao	7	B																
02 Jul	S19W33	352	130	5	Cao	5	B																
03 Jul	S19W46	352	120	5	Cao	4	B																
04 Jul	S18W58	351	110	2	Hax	2	A																
05 Jul	S18W69	348	80	2	Hax	2	A																
06 Jul	S18W85	351	30	2	Hax	1	A																
								6	0	0	4	0	0	0	0	0							

Crossed West Limb.
 Absolute heliographic longitude: 348

Region 3728																							
25 Jun	S25E55	357	10	2	Bxo	4	B																
26 Jun	S27E42	356	10	2	Bxo	2	B																
27 Jun	S27E28	357	30	3	Cao	4	B	1				1											
28 Jun	S27E17	355	100	5	Dso	5	B	2				2											
29 Jun	S27E04	355	80	5	Dao	7	B	1				1											
30 Jun	S27W09	355	60	5	Dao	5	B																
01 Jul	S27W22	354	30	5	Cao	3	B																
02 Jul	S27W38	357	20	1	Hrx	2	A																
03 Jul	S26W52	358	plage																				
04 Jul	S26W66	359	plage																				
05 Jul	S26W80	359	plage																				
								4	0	0	4	0	0	0	0	0							

Crossed West Limb.
 Absolute heliographic longitude: 355



Region Summary - continued

Date	Location		Sunspot Characteristics					Flares															
	Lat	CMD	Helio Lon	Area 10 ⁶ hemi.	Extent (helio)	Spot Class	Spot Count	Mag Class	X-ray			Optical											
									C	M	X	S	1	2	3	4							
Region 3729																							
26 Jun	S03E65		333	60	5	Dso	4	B															
27 Jun	S03E52		333	110	10	Dai	7	B	2				1										
28 Jun	S04E42		330	240	14	Eao	8	B					1										
29 Jun	S05E29		330	220	14	Eao	10	B															
30 Jun	S04E14		332	200	14	Eai	12	B	2														
01 Jul	S04W00		332	180	15	Eai	24	BG	3				5										
02 Jul	S05W12		331	200	15	Eai	34	BGD	7				1										
03 Jul	S05W26		332	240	17	Fai	35	BG	3	1			4	1									
04 Jul	S05W40		333	150	16	Fai	25	BG	1				2										
05 Jul	S04W52		331	100	14	Eao	10	BG	2				4										
06 Jul	S05W72		338	80	4	Hax	2	A	1				2										
07 Jul	S05W84		337	40	4	Cso	3	B	1														
									22	1	0		20	1	0	0	0						

Still on Disk.

Absolute heliographic longitude: 332

Region 3730

27 Jun	S18E09		16	30	5	Cso	5	B	1													
28 Jun	S18W05		17	50	5	Cao	5	B														
29 Jun	S18W20		19	20	4	Cro	4	B														
30 Jun	S18W33		19	10	1	Axx	1	A														
01 Jul	S17W47		19	30	4	Dro	4	B		1			7	1								
02 Jul	S18W58		17	30	7	Cro	6	B	1													
03 Jul	S18W72		18	10	7	Bxo	4	B	1				2	1								
04 Jul	S18W85		18	plage					1	1												
									4	2	0		9	2	0	0	0					

Crossed West Limb.

Absolute heliographic longitude: 17



Region Summary - continued

Date	Location		Sunspot Characteristics				Flares											
	Lat CMD	Helio Lon	Area 10 ⁶ hemi.	Extent (helio)	Spot Class	Spot Count	Mag Class	X-ray			Optical							
								C	M	X	S	1	2	3	4			
Region 3733																		
29 Jun	N05E28	331	30	5	Cao	5	B											
30 Jun	N05E14	332	40	7	Dao	4	B						3					
01 Jul	N05W00	332	40	7	Dao	6	B											
02 Jul	N04W14	333	20	8	Cri	4	B											
03 Jul	N05W29	335	50	6	Dsi	8	B											
04 Jul	N05W41	334	230	8	Dai	8	B	2				2						
05 Jul	N03W55	334	460	9	Dkc	8	B											
06 Jul	N05W68	334	300	9	Dki	10	B					2						
07 Jul	N05W81	334	150	8	Dso	3	B											
								2	0	0	7	0	0	0	0			

Still on Disk.

Absolute heliographic longitude: 332

Region 3734																		
29 Jun	N08E70	289	60	7	Cao	3	B	6										
30 Jun	N08E59	287	60	9	Dao	4	B	1				1						
01 Jul	N09E42	290	80	14	Eai	7	B											
02 Jul	N08E31	288	80	15	Cai	9	B											
03 Jul	N09E18	288	60	15	Cao	7	B					1						
04 Jul	N09W04	297	20	2	Hrx	2	A											
05 Jul	N09W18	297	20	2	Hrx	2	A											
06 Jul	N09W31	297	10	1	Axx	1	A											
07 Jul	N09W45	298	10	1	Axx	1	A											
								7	0	0	2	0	0	0	0	0		

Still on Disk.

Absolute heliographic longitude: 297



Region Summary - continued

Date	Location		Sunspot Characteristics				Flares							
	Lat CMD	Lon	Helio 10 ⁻⁶ hemi.	Extent (helio)	Spot Class	Spot Count	Mag Class	X-ray			Optical			
								C	M	X	S	1	2	3

Region 3735

29 Jun	N17E75	284	20	2	Hsx	1	A										
30 Jun	N17E62	284	60	2	Hsx	1	A										
01 Jul	N17E47	285	50	2	Hsx	1	A										
02 Jul	N17E34	285	40	1	Hsx	1	A										
03 Jul	N17E20	286	40	1	Hsx	1	A										
04 Jul	N17E09	284	30	1	Hsx	1	A										
05 Jul	N16W04	283	30	1	Hax	1	A										
06 Jul	N17W17	283	20	1	Hrx	1	A										
07 Jul	N17W31	284	10	1	Axx	1	A										
									0	0	0	0	0	0	0	0	0

Still on Disk.

Absolute heliographic longitude: 283

Region 3736

03 Jul	S18E65	240	60	7	Cso	2	B	2									
04 Jul	S18E54	239	90	8	Dso	2	B										
05 Jul	S19E42	237	120	10	Dso	3	B										
06 Jul	S19E27	239	120	10	Cso	5	B										
07 Jul	S19E16	237	120	8	Cso	2	B										
									2	0	0	0	0	0	0	0	0

Still on Disk.

Absolute heliographic longitude: 237

Region 3737

04 Jul	S14W76	9	100	6	Dso	3	B	2									
05 Jul	S13W88	7	100	5	Dso	2	B	5									
									7	0	0	0	0	0	0	0	0

Crossed West Limb.

Absolute heliographic longitude: 9

Region 3738

05 Jul	S08E70	209	80	7	Dao	3	B										
06 Jul	S09E58	208	290	13	Ekc	15	BG	3	1		10						
07 Jul	S09E44	209	280	13	Ekc	15	BG	7			18						
									10	1	0	28	0	0	0	0	0

Still on Disk.

Absolute heliographic longitude: 209



Region Summary - continued

Date	Location		Sunspot Characteristics				Flares								
	Lat	CMD	Helio Lon	Area 10 ⁶ hemi.	Extent (helio)	Spot Class	Spot Count	Mag Class	X-ray			Optical			
									C	M	X	S	1	2	3

Region 3739

06 Jul	N03W17	283	10	2	Bxo	3	B									
07 Jul	N04W26	279	10	1	Axx	1	A									
								0	0	0	0	0	0	0	0	0

Still on Disk.

Absolute heliographic longitude: 283

Region 3740

06 Jul	S20W03	269	10	2	Bxo	4	B									
07 Jul	S18W18	271	20	3	Cro	2	B									
								0	0	0	0	0	0	0	0	0

Still on Disk.

Absolute heliographic longitude: 269

Region 3741

07 Jul	N09E63	190	10	1	Axx	1	A									
								0	0	0	0	0	0	0	0	0

Still on Disk.

Absolute heliographic longitude: 190



Preliminary Report and Forecast of Solar Geophysical Data (The Weekly)

Published every Monday by the Space Weather Prediction Center.

U.S. Department of Commerce
NOAA / National Weather Service
Space Weather Prediction Center
325 Broadway, Boulder CO 80305

Notice: The 27-day Outlook, Satellite Environment, X-ray and Proton plots have been redesigned. Comments and suggestions are welcome SWPC.Webmaster@noaa.gov

The Weekly has been published continuously since 1951 and is available online since 1997.

<https://www.swpc.noaa.gov/products/weekly-highlights-and-27-day-forecast> --

Current

<ftp://ftp.swpc.noaa.gov/pub/warehouse> -- Online archive from 1997

<https://www.ngdc.noaa.gov/stp/satellite/goes-r.html> -- NCEI GOES data
textarchive

<https://www.swpc.noaa.gov/products/solar-cycle-progression> -- Solar Cycle
Progression web site

<https://www.swpc.noaa.gov/content/contact-us> -- Contact and Copyright
information

https://www.swpc.noaa.gov/sites/default/files/images/u2/Usr_guide.pdf -- User
Guide

